



Aspire for Intelligent Care and Support CIC Gender Pay Gap Report 2023



Aspire for Intelligent Care and Support is a not-for-profit Community Interest Company providing person centred support services to people in Salford and beyond. We support older people, adults and young people with complex needs, learning disabilities and physical disabilities. We also support people with mental health needs, and we specialise in supporting people with dementia and people on the autistic spectrum.

As an employer with over 250 employees, we are required under the Government's gender pay reporting requirements to publish specific figures about our gender pay gap. The Office for National Statistics headline measure for the gender pay gap uses Annual Survey of Hours and Earnings (ASHE) data and calculates the difference between average gross hourly earnings for men and women as a proportion of average gross hourly earnings for men. The analysis focuses on hourly earnings excluding overtime.

The figures for Aspire are as follows:

Aspire for Intelligent Care and Support CIC – Gender Pay Gap Reporting	
Mean gender pay gap	0.1%
Median gender pay gap	4.2%

The mean gender pay gap of 0.1% means that the mean average hourly pay for men is higher than for women. This compares favourably to the national gender pay gap of 13.2%¹

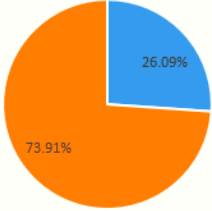
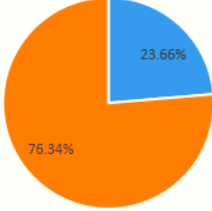
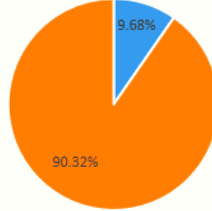
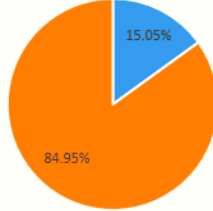
The median gender pay gap of 4.2% means that the median average hourly pay for men is higher than for women. This compares favourably to the national gender pay gap of 14.3%¹

Aspire has a pay and grading system in which each role has a specific salary or salary range ensuring equal pay for work of equal value. We are an organisation that employs predominantly female employees which is reflective of a service within the care industry. In relation to other similar care organisations, nationally¹ the figures are 13.5% mean and 10.4% median for *Social work activities without accommodation* and 5.0% mean and 3.0% median for *Residential care activities*. Our recruitment and selection policies ensure that there are equal opportunities for roles at all levels in the organisation.

Aspire does not pay bonus payments and therefore we have not provided gender pay information on these types of payments.

The proportion of men to women included in this analysis is 18.60% and 81.40% respectively. The following table shows the proportion of men compared to women in each of the four pay quartiles. The highest proportion of men at 26.09% is within the upper quartile and the lowest proportion of men at 9.68% is within the lower middle quartile.

¹ Source: Annual Survey of Hours and Earnings, Office for National Statistics – November 2023

	Quartile			
	Upper	Upper Middle	Lower Middle	Lower
% Relevant Employees Women/Men				

I confirm that the figures in our disclosure are accurate and have been calculated in accordance with gender pay gap reporting requirements as outlined in the legislation and accompanying guidance.

Lisa Dickinson
 Chief Executive Officer
 Aspire for Intelligent Care and Support CIC